


# RFD-2169BF

## Universal Video Modulator

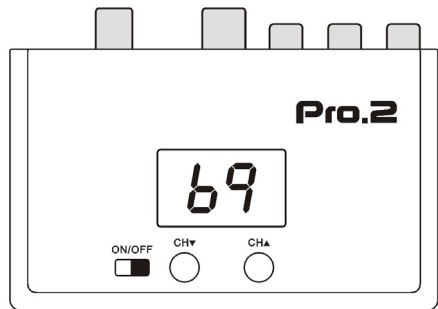
Channel Selectable



Thank you for purchasing the RFD-2169BF Universal Video→RF Modulator. You can insert your favorite video program, such as DVD, Satellite Receiver, Digital Set Top Box etc. to a TV without RCA connector through this RFD-2169BF Video→RF Modulator and you can also share to several TV's in your home through your RF distribution network . Please read this manual carefully before using this unit .and we recommend you to keep this for further reference

### Feature

- SCART Input/output and 1 RCA input
- Antenna input
- Antenna output ( TV )
- DC power supply input
- ON/OFF switch
- Channel Adjustment (Up/Down key)
- LED Channel Number display

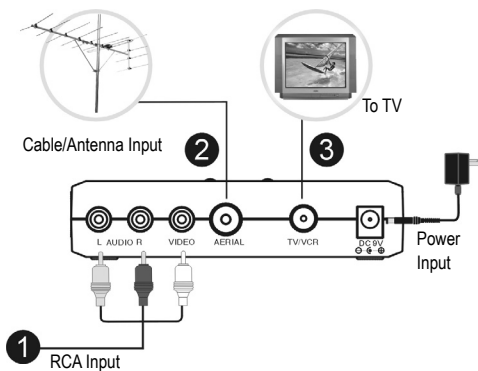


Top View

### Connection

1. Connecting RCA Video /Audio cable to (1) , Please check the color-coded connection, Yellow for Video, Red for Audio Right, White for Audio Left as labeled (1),
2. Connect your CATV or TV cable(from Antenna) to (2)
3. Connect your TV set to (3)

4. Hook on the DC power (please note , it is very important to use the same rating of DC Power adaptor as included, wrong rating or input voltage will cause unit to be destroyed , fire or even serious injuring)



### Operation

1. When your connection was ready, Please switch the slide switch on the front panel to power on the unit.
2. Channel Setting: you can select the output channel by the CH +/- down to select the channel that you want (from CH21 to CH69), there are two 7 segment LEDs on the top panel will show the channel been selected.
3. Please choose the un-used channel for your operation. If you did not use the un-used channel, you will experience the distorted image and noisy sound.

### Specifications:

RF	
Input	45~862MHz
Input Connector	F Female,75 Ohm
Output (RFD-2169BF)	CH 21-69
Output(combined)	45~862MHz
Output connector	F Female,75 Ohm
Video & Audio	
Input	RCA/SCART
Output	SCART(Loop Through)
Video Input impedance	75~1.3K ohm
Video S/N	40dB min
Audio Input impedance	10K Ohm
Powering	9V DC
Accessories:	
AC Adaptor x 1	240VAC (9V DC @ 200mA)
RF Cable	F Male → IEC Female @1M

### Warning :

**Keep the unit away from heat.**

**Indoor use only, in a dry and clean environment**

**Do not use the unit in humid room.**

**Do not open the unit .**

**Repairs should only be carried out by a qualified technician**